



Scottish Autism

VIRTUAL ART GROUP

led by Gabriele Gikytė-Čikarda

Scottish
autism
WHERE AUTISTIC PEOPLE
ARE VALUED

22/10 SHORT PROMPTS



Let's start this block with a drawing exercise!
<https://wheelofnames.com/x4u-6ze>

You can prepare 10 small (A6) sheets of paper to use.
I invite you to draw each prompt for 5 minutes using a pencil or pen.

- Try to draw the first idea that pops into your mind without judgment!
- It can be funny or ugly!






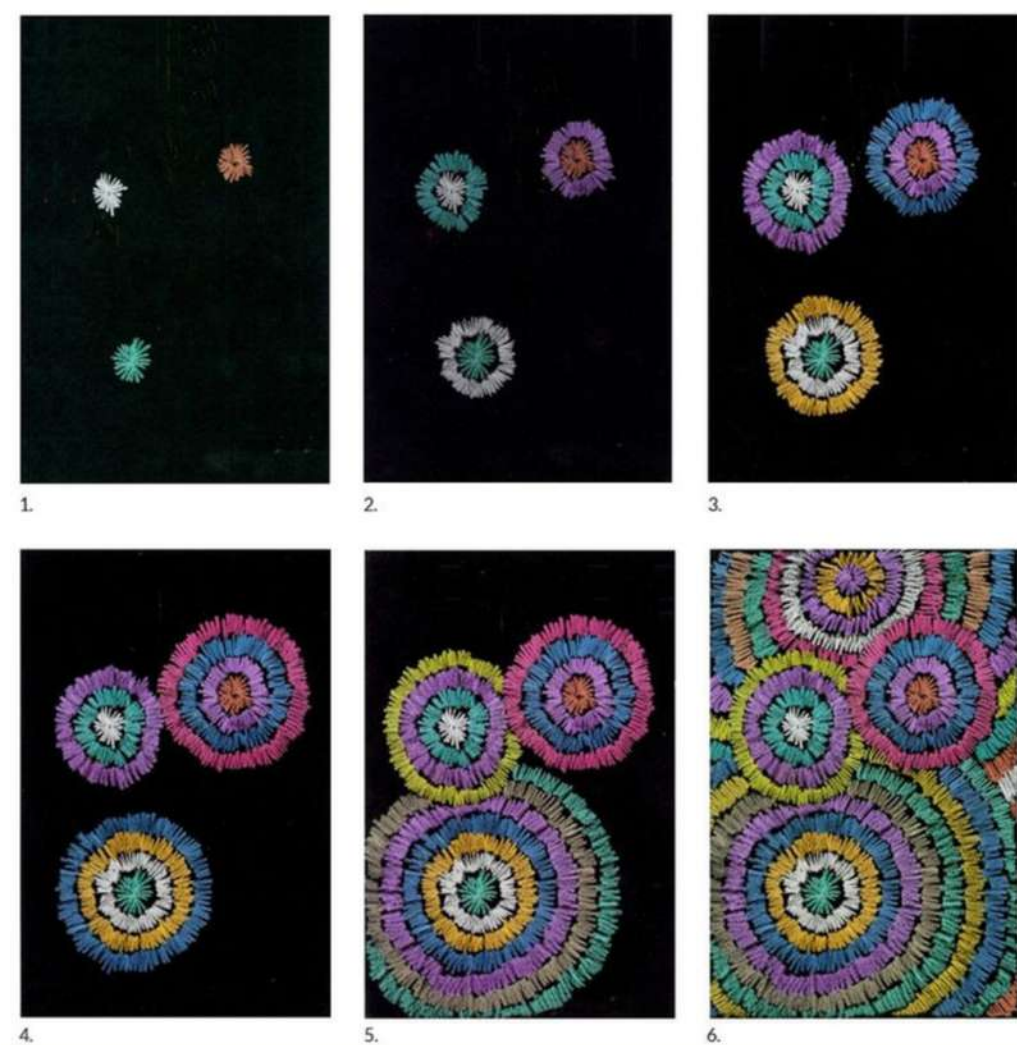
29/10 HALLOWEEN/SAMHAIN

For this theme, let's make some decorations for our spaces! If that's not your cup of tea, reflecting on changing nature is a great idea.

You can try making:

- Jack-o'-Lantern out of a pumpkin or a turnip
- spooky garland
- branch decorated with paper spiders or bats





Printed fireworks



11/05 BONFIRE NIGHT

For this occasion let's try creating some colour explosive fireworks on black paper!

You will need:


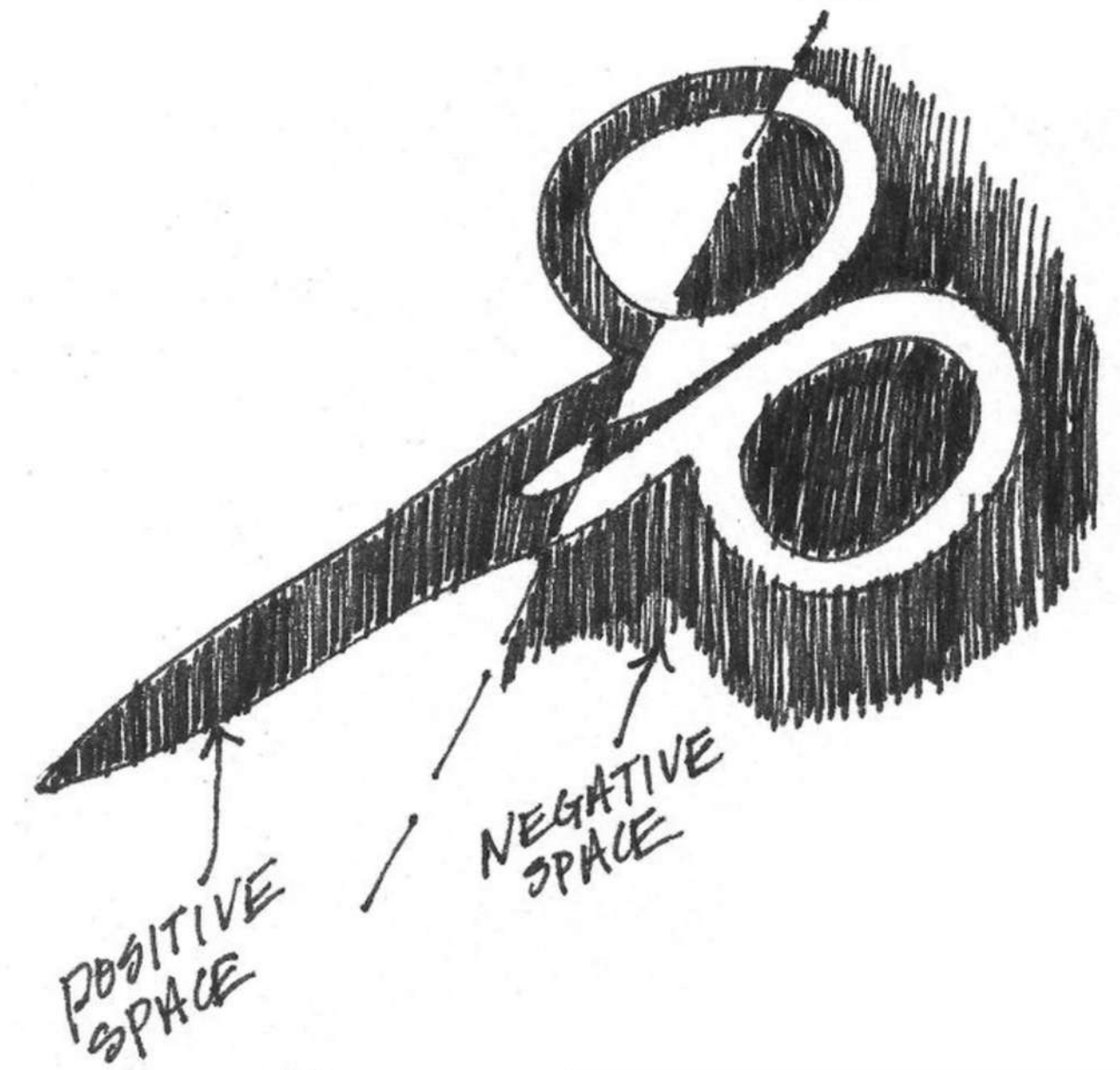
- black coloured paper
- paint or paint markers (so they show up on the dark surface)
- paper roll tube and scissors to create a stamp (if using paint)

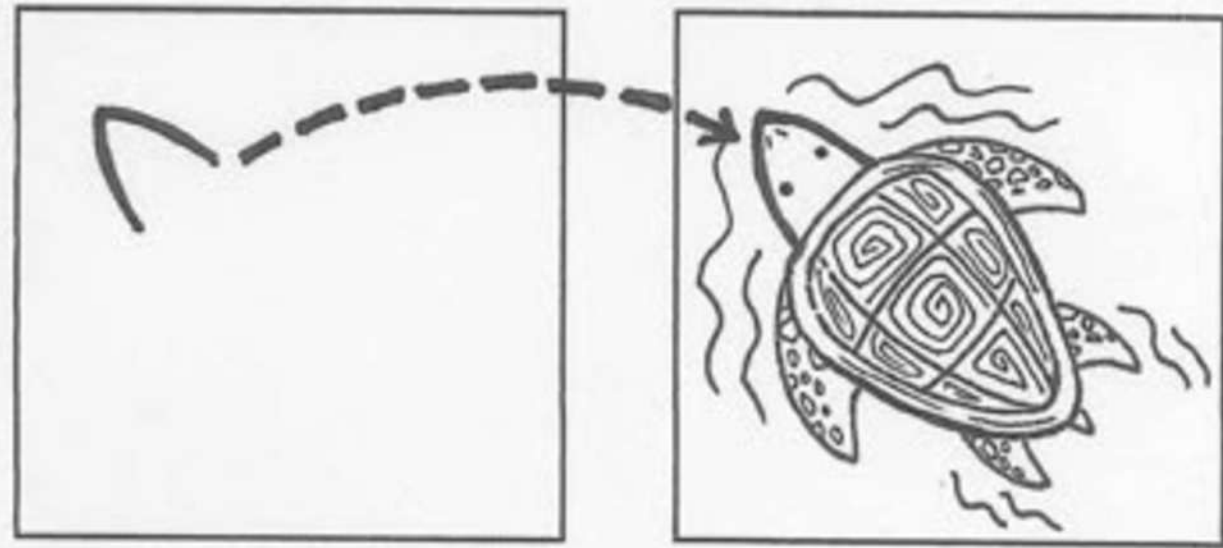


12/11 NEGATIVE SPACE

Let's create an image using negative space!

- You can choose to create a simple design on dark paper and cut it out, revealing the empty space and placing the cut out next to it. Glue it on bright coloured paper.
- Or choose an object, only draw the outline of it and colour in the background, leaving the object "empty"







19/11 SHARED EXERCISE

I invite you to participate in a fun drawing exercise together!

- I will draw/show random lines on the screen
- They are the guide for your drawing!
- You can draw them on your paper and finish the drawing as you interpret it
- Draw the first idea that comes to mind without judgment
- We will focus on drawing for about 10mins each time and share how it went (if you want to)





26/11 WEIRD BUILDINGS


Continuing the imagination theme, let's draw some very weird buildings!

Are there any weird looking buildings in your area?
What would make a building look weird?


You can use your favourite materials like markers, or try a collage



Back by popular demand, let's create an original character!

- Maybe it's someone who lives in the weird house from last week?
 - First, you can think about who they are: profession, goals, likes and dislikes. Then move to deciding the visuals: age, gender, and how they look
 - The character doesn't have to be complicated, just have fun!
- 






10/12 UPSIDE DOWN



I invite you to draw upside down!

You can choose an animal or do a portrait, but draw it upside down.

Now twist your paper around, how does it look?



(c)Naoshi



17/12 BOB ROSS FOLLOW ALONG



For a fun closing of the block, let's try following Bob Ross, but with our choice of medium!

<https://www.youtube.com/watch?v=kNZssD9zWlw&list=PLAEQD0ULngi67rwmhrkNjMZKvyCReqDV4&index=55>

- Your picture will look completely different!

A decorative border surrounds the slide content. It features a purple wavy line at the top and bottom. On the right side, there is a paintbrush with a black handle and a red cap, with a splash of red paint. On the left side, there is a hand holding a paintbrush with a black handle, with a splash of blue and white paint.

most importantly – have fun
and explore your creativity!

THANK YOU!

A decorative border surrounds the slide content. It features a purple wavy line at the top and bottom. On the right side, there is a paintbrush with a black handle and a red cap, with a splash of red paint. On the left side, there is a hand holding a paintbrush with a black handle, with a splash of blue and white paint.

most importantly – have fun
and explore your creativity!

THANK YOU!